

## 615- Metal detectable universal bag cutter safety knife

**Document Number: HSE 7252**

**Date Of Issue: 02/02/2024**

**Revision Number: 1**

**Date of Revision: 02/02/2024**



The Metal detectable universal bag cutter safety knife is the first universal bag opener that cuts efficiently and safely. Use it to open bags of any kind and thickness, and any content. The blade automatically retracts after cutting on releasing the lever. Users are then also resistant – resistant to cutting injuries.

### Dirt protection

The Metal detectable universal bag cutter safety knife open design has several benefits. Dust and other particles won't stick and moveable parts stay moveable. The lever and blade retraction features then continue to function even under the most difficult conditions.

### Easy to clean.

Extra tough dirt is also no problem! Open the lever downwards to expose the components. Everything can now be cleaned as required, e.g., with compressed air, water or acetone. But remove the blade first.

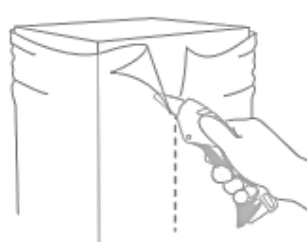
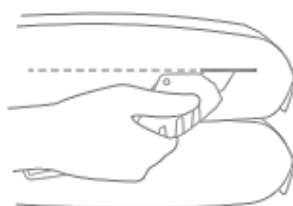
### Practical 3-in-1 lever.

The bag opener is one of Detectamet's highly ergonomic squeeze-grip knives. The lever is smooth and finger-light to operate. It can be securely locked in place or folded out of the handle for blade changing.

### Robust and detectable














Advanced ergonomics are not the only special features of the Metal detectable universal bag cutter safety knife. The aluminium, unpainted handle and plastic components are also very robust for professional use. **All parts are stainless and metal detectable.**

## USAGE



## PRODUCT FEATURES

### Technical features

	High safety		Tool-less blade change		Very abrasion resistant		Very ergonomic
	Safety lock		Cutting depth		Rounded special blade		For right and left handers
	Individually engravable		Heavy-duty		Metal detectable		X-ray detectable
	Lanyard hole						

### Main cutting materials


	Bagged goods		Cardboard: up to 3-ply		Wrapping, stretch and shrink foil		Plastic strapping band
	Foam, polystyrene		Felt		Fleece		Textile, material
	Tape		Layers of foil or paper		Coated film		Laminated film
	Yarn, cord						

To ensure that you use your new Detectamet knife safely and most effectively, please read and note the following user-instructions. Please keep the written guide in a safe place so that you can access it at any time.

- 1. General application instructions:** Please always use the product carefully for manual cutting work only and not for any purposes other than those that are intended. Please take the correct handling and the proper use of the knives into account in this regard. As an additional safety measure, we recommend the wearing of safe gloves.
- 2. Special application instructions to avoid the danger of injuries:** Always take great care when handling the product. Before first use, familiarise yourself with the safety technology and how it works. Before every further use, check the knife for proper functioning. Only use cutting tools that are in perfect condition with sharp, clean and undamaged blade. Also make sure that the knife's operation is not impaired by the material to be cut or by dirt or particle deposits around the blade. **CAUTION: The blade is sharp and can result in serious and deep cuts. Therefore, never reach into the blade!** Do not place your free hand in the line of cutting and never cut directly towards you.
- 3. Replacement of spare parts:** Replace any blades that become dull at the right time! Use only the replacement blades from Detectamet for this purpose. Dispose of old blades in a proper fashion. They should not be placed in a wastepaper bin, as this poses a considerable danger of injuries. Never perform any repairs yourself. If the knife shows signs of aging or any other wear, e.g. which impair safety features, blade changing or usage, the knife must be taken out of service and replaced. Do not modify this product in any way. Modifications of any kind may impair product safety. **CAUTION: The risk of injury caused by manipulation of this product is extremely high.**
- 4. Non-use of the knife:** Always secure the blade in such a way (depending on product type) that injuries due to cuts are excluded. Store the knife in a secure place.
- 5. Care instructions:** To guarantee a long service life, always keep the knife clean and do not expose it to unnecessary soiling and humidity. **CAUTION: No liability will be assumed for consequential losses. Subject to technical changes and errors! This knife does not belong in the hands of children.**

Disclaimer: The information contained herein is based upon data believed to be up-to-date and correct at the time of writing. It is provided to our customers to aid relevant risk assessments /risk management for compliance with regulatory requirements for food contact materials. Persons receiving this information must exercise their independent judgement in determining its appropriateness for a particular purpose.

No warranty is given or implied with respect to this information or patent infringement. Detectamet Ltd do not accept liability for loss or damage arising from the use of this information. Results are based on a test sample, our general experience and information from our suppliers. Data and results must be confirmed by the buyer by testing for its intended conditions of use.



**Helen Morrison**  
Group Managing Director